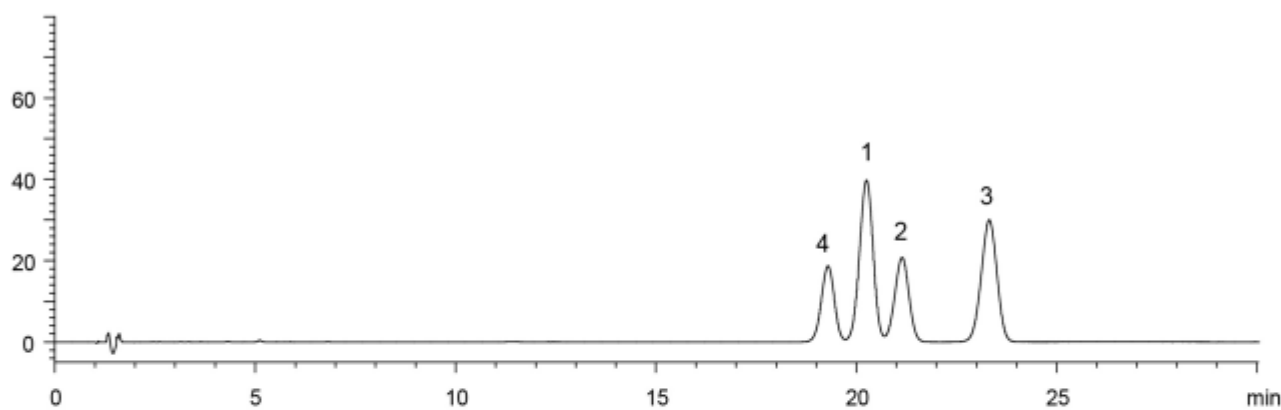
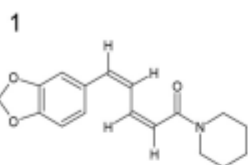
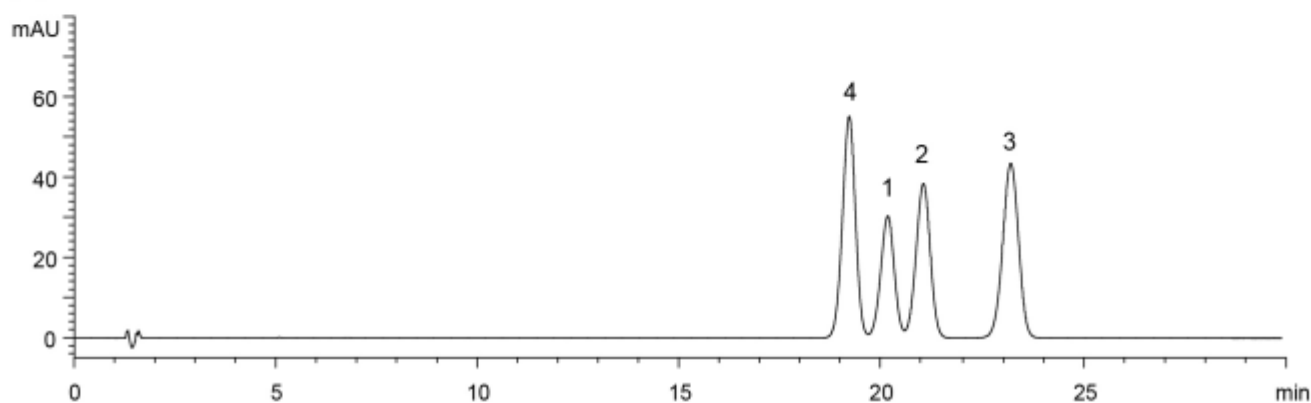


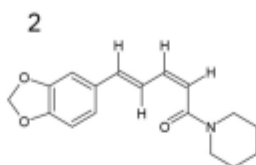
## (A) UV at 280 nm



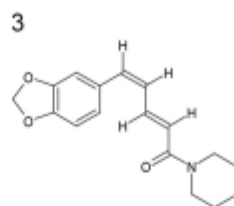
## (B) UV at 340 nm



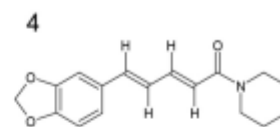
Chavicine  
Z,Z-(cis-cis)-piperine



Isopiperine  
Z,E-(cis-trans)-piperine



Isochavicine  
E,Z-(trans-cis)-piperine



Piperine  
E,E-(trans-trans)-piperine

Column : YMC-Pack *Pro* C18 RS (5  $\mu$ m, 8 nm)  
150 X 3.0 mm I.D.

Eluent : 0.1% formic acid/acetonitrile (60/40)

Flow rate : 0.425 mL/min

Temperature : 25°C

Detection : (A) UV at 280 nm, (B) UV at 340 nm

Injection : 4.25  $\mu$ L

Sample : 2 times dilution of sample solution\* with water

\* Sample solution was prepared by light-induced isomerization of piperine solution  
(100  $\mu$ g/mL piperine in methanol)